




# The Stockport Partnership

## Quarterly Performance Report Quarter 1 2009/10

### Summary



## 1. Introduction

- 1.1 The Quarter 1 Performance Report provides an overview of the Stockport Partnership's performance against the Local Area Agreement and Community Strategy during the 1<sup>st</sup> Quarter, April to June 2009.
- 1.2 This report has been produced using information from the Council's performance management system, Covalent. Other information sources used include:
- \* Stockport's Local Economy Update – July 2009
  - \* Safer Stockport Partnership Performance Report – Q1 09/10
  - \* Children's Trust Performance Report – Q1 09/10
- 1.3 This report considers performance against the LAA designated and statutory indicators, reports progress against local indicators for the first time and re-visits the 9 risks identified in the 2008/09 year end report.

Three appendices of data support this report and are available on request.

## 2. Overview of Performance

### 2.1. Highlights and Exceptions

---

#### 2.1.1 Highlights

##### **A Thriving Stockport**

- The percentage of people qualified to Level 2 (NI163) and Level 3 (NI 164) is forecast to achieve target for 2009/10. This forecast is based on the predicted impact of a range of activities aimed at improving skills levels throughout the borough during the next two years.

##### **A Safer, Stronger Stockport**

- The latest available date for the number of drug users in effective treatment (NI 40) has shown a 7.3% increase on the 2007/08 baseline, to 687
- The Offender Management Unit are currently receiving assistance from the Greater Manchester Spotlight Team to improve partnership working on violent crime and reduce the number of prolific and priority offenders (NI 30).
- Over 400 residents were consulted on the Neighbourhood Renewal Strategy and the Brinnington Master Plan as part of the Neighbourhood Renewal Roadshows.

##### **A Healthy Stockport**

- The number of people receiving secondary mental health services who are in paid employment (NI 150) has risen by 28 to 154 in Q1 09/10.
- 
- The number of hospital admissions for alcohol related harm per 100,000 is currently forecast at 2687 for 09/10 exceeding the target of 2917 by 230, this represents performance as at mid May 09.

- A Health Information Day was held in June in Lancashire Hill & Heaton Norris – Neighbourhood Renewal supported Belmont & Lancashire Hill Children Centre to organise this health-themed event.

### **A Greener Stockport**

- Three affordable housing schemes (NI 155) have been completed during Quarter 1 a total of 27 units and two further affordable units have been enabled under other Government Homebuy Schemes.
- The percentage of household waste sent for recycling (NI 192) continues to increase to 42.39% in Quarter 1 which and is forecast to exceed the year end target of 42%. This has been achieved through the rollout of wheelie bins to over 30,000 properties.
- The results of the first of three cleanliness surveys for 2009/10 (NI 195 a & b) were positive showing that:
  - For litter only 5% of sites assessed in June 2009 were unsatisfactory, against a target of 12%.
  - For detritus only 15% of sites assessed during June 2009 were unsatisfactory, against a target of 25%.
- A multi agency SIPS Environmental Clean Up was held in Brinnington in April 2009. The clean up event brought young people and partners together to clean up grot spots within the area.
- The Climate Change action programme was agreed in March 2009.
- A programme of work is underway on the A6 which will impact on congestion levels on Route 7 A6 (Greek Street to Torkington Road) NI 167.

### **Children and Young People**

- The rate of persistent absence in secondary schools (NI 87) looks set to exceed the target. Persistent absence within Priority 1 areas also looks set to meet target and show a significant improvement compared with last year
- Placement stability for looked after children (NI 62) has increased and performance is significantly higher than the latest available Statistical Neighbours and National performance.
- Of the percentage of pupils achieving Level 4 or above in both English and Maths (NI 73), Stockport did even better at the higher levels and were 11th nationally.
- The LSC has provided £10,000 for Stockport MBC to draw up an action plan for improving Level 3 at 19 attainment (NI 80), and a post-16 task and finish group has been established.
- To improve the attainment of Early Years Foundation Stage attainment in Brinnington (NI 72 proxy) a consultant has provided support, training, and advice in embedding the statutory Early Years Foundation Stage and securing robust moderation in relation to the end of the Early Years Foundation Stage statutory summative assessment.
- The following action is planned to improve GCSE attainment Levels in Priority 1 Deprived areas (NI 75 Proxy)
  - Brinnington First House will be opened 2 evenings per week to support study outside of the classroom.
  - Greater Manchester Challenge will track and provided target support for a priority

- Four learning mentors will be appointed to support pupils and a virtual learning environment is being developed.

## 2.1.2 Exceptions

### A Healthy Stockport

- The number of deaths from all circulatory diseases at ages under 75 is projected be 74.70 per 100,000 people at the end of 09/10, missing the target of 70.39 by 4.3%.
- The number of Self Directed Support payments for 09/10 (NI 130) is currently forecast to be 8.4 per 100,000 missing the 09/10 target of 14.5 by 6.1 or 43%. There have been progress within Mental Health Services, specifically via the 'Personal Budget Project' running in that service since February 2009 and further significant increases are anticipated through applying a Self Directed Support model to be implemented by the Adult Social Care Reviewing Team, commencing in August 2009.

### A Thriving Stockport

- Worklessness in the worst performing neighbourhoods (NI 153) is forecasting be at 34.7% at the end of 09/10 missing the target of 33.6% by 1.1%. Further details can be found in the Risks to Delivery section of this report and the Local Economy Delivery Plan.

### A Safer, Stronger Stockport

- Serious Violent Crime (NI 15) is forecast to be at 0.88 per 1,000 people at the end of 09/10. This forecast is based on a slight increase in incidents over the last quarter, from 51 incidents in Q4 08/09 to 62 incidents in Q1 09/10. To address this the partnership will be:
  - o Extending the Stockport Safe Initiative to outlying district centres such as Hazel Grove.
  - o Running 6 Evening Economy SIPS (Stockport Intensive Partnership Sweeps) focusing on licensed premises with a view to reducing alcohol related violence.
- Serious Acquisitive Crime (NI 16) is forecast to be at 20.92 incidents per 1,000 people at the end of 09/10, missing the target of 19.26 by 1.66. We have seen a decrease in figures from last quarter, 1772 incidents in Q4 08/09 and 1468 incidents in Q1 09/10, but remain off target. To address this the Partnership is:
  - o Tackling burglary with the support of the Home Office Vigilance Programme which will provide extra resources and support for 35 areas nationally.
  - o The partnership has completed an area assessment focusing on People, Places and Products that we are using to tackle this issue.
  - o A capital bid has also been submitted to the Home Office to bring in more resources to tackle acquisitive crime and offender management.
  - o The partnership has also supported a number of 3<sup>rd</sup> Sector providers in bidding for extra resources for target hardening to tackle burglary in Stockport.

### A Greener Stockport

- Reducing the amount of previously developed vacant land (NI 170) is directly related to private sector development activity, and although this is currently forecast to meet the full year target, it is likely to show the impact of a reduction in development due to the slump in the housing market. This is likely to lead to more land being vacant as planning decisions remain unimplemented, particularly on larger sites.
- The percentage of areas that fall below an acceptable level for graffiti is below target at Quarter 1 at 4% but is expected to meet the target of 3% by the end of 09/10. The vast majority of the graffiti across the borough is of a low level juvenile type, often small felt tip

- The percentage of areas that fall below an acceptable level for fly posting is currently below target at Quarter 1 at 1% but it is still expected to meet the 2009/10 year end target of 0%. We will continue to tackle this issue through enforcement. Further analysis of the data will be undertaken to identify the types and sources of this fly posting to reduce the levels in future.

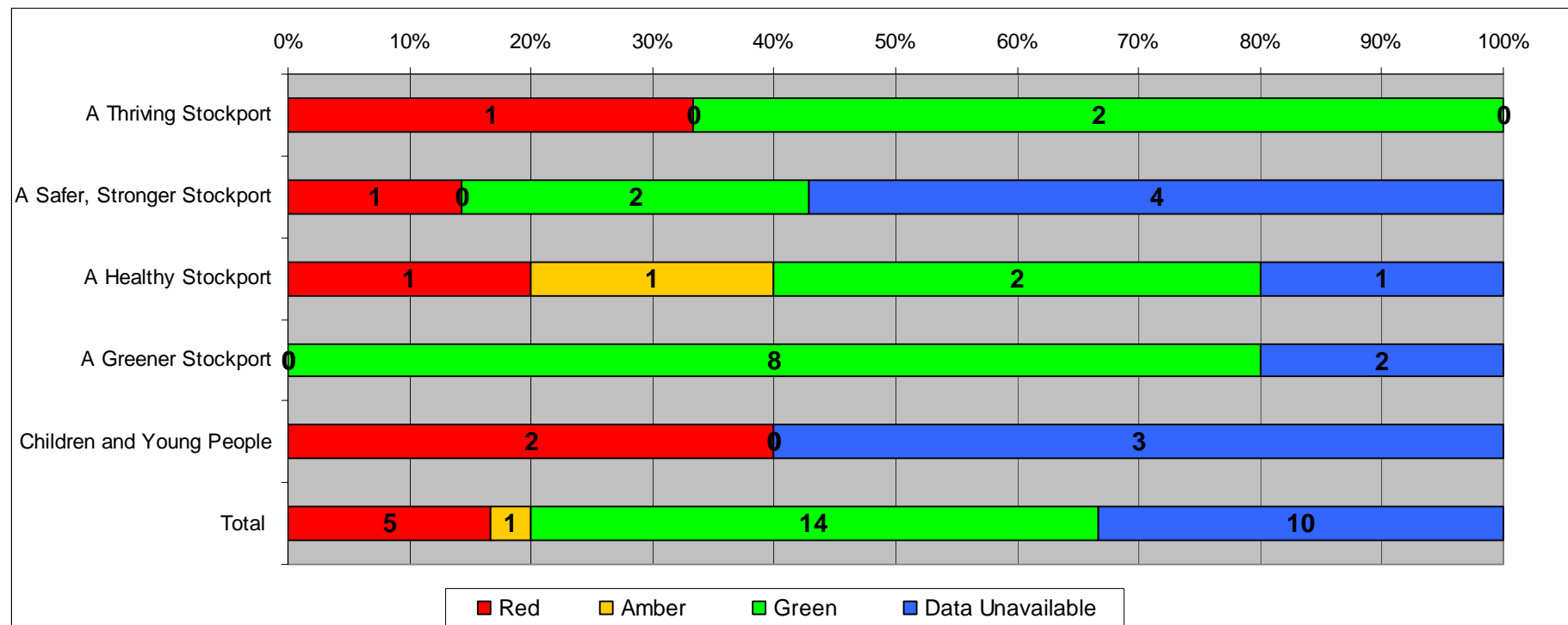
### **Children and Young People**

- The number of looked after children who have had three or more placements in the year (NI 62) is forecast to slightly miss the 09/10 target by just 0.3%. Ten out of 313 looked after children have had 3 or more placement changes during the year. This is a difficult indicator to predict due to the impact of emergencies. There are several work streams currently taking place including:
  - o Implementing Children Workforce Development Council (CDWC) standards in foster care to ensure high quality provision.
  - o Workshops for key staff involved in returning looked after children home.
  - o Involving Safeguarding Unit and Independent Reviewing Officers (IROs) at reviews to provide feedback to the placements section about performance of independent provision.
  - o Development of a cost/quality matrix and eventual preferred provider list to identify and utilise appropriate independent provision.
  - o Analysis of placement disruptions being undertaken to predict any trends
- The percentage of 16 to 18 year olds not in education, employment or training (NEET) NI 117, is forecast to be at 7.9% at the end of 09/10, missing the year end target of 5.4% by 2.5%. Further details about the actions taking place to reduce the number of 16 to 18 year olds who are NEET can be found in the Risks to Delivery section of this report.
- To reduce the number entries into the Youth Justice System from Priority 1 areas (NI 111 Proxy) there is a range of intervention work currently being carried out:
  - Stockport is acting as a pilot with GMP (Stockport Division) for the Youth Restorative Disposal (YRD) model.
  - Stockport YOT and the LAC service operate an early intervention model for looked after children at risk of offending by working within residential care homes within the Borough.
  - The YOT were actively involved with other partners (specifically Mosaic and the CSU) in piloting the 'Place of Safety Scheme'.
  - Future Activity & Milestones
    - o Focus on Priority 1 deprived areas
    - o The YOT will be delivering on the community cohesion agenda (jointly with CSU) through the Preventing Violent Extremism (PVE) funding that it has secured for one year through the YJB.
    - o Ensure that the Prevention Strategy also contributes to NI 44 through active engagement to reduce the over-representation of BME young people in the Youth Justice System

## 2.2 Summary of Performance

### 2.2.1. Summary of Designated LAA PI Performance against the Community Strategy Priorities

Community Strategy Priority	Red	Amber	Green	Data Unavailable
	Forecast to be off target at the end of 2009/10	Forecast to be off target but within an acceptable tolerance range at the end of 2009/10	Forecast to achieve target at the end of 2009/10	Insufficient data available to forecast end of year performance
A Thriving Stockport	1	0	2	0
A Safer, Stronger Stockport	1	0	2	4
A Healthy Stockport	1	1	2	1
A Greener Stockport	0	0	8	2
<i>Children and Young People</i>	2	0	0	3
<b>Total</b>	<b>5</b>	<b>1</b>	<b>14</b>	<b>10</b>

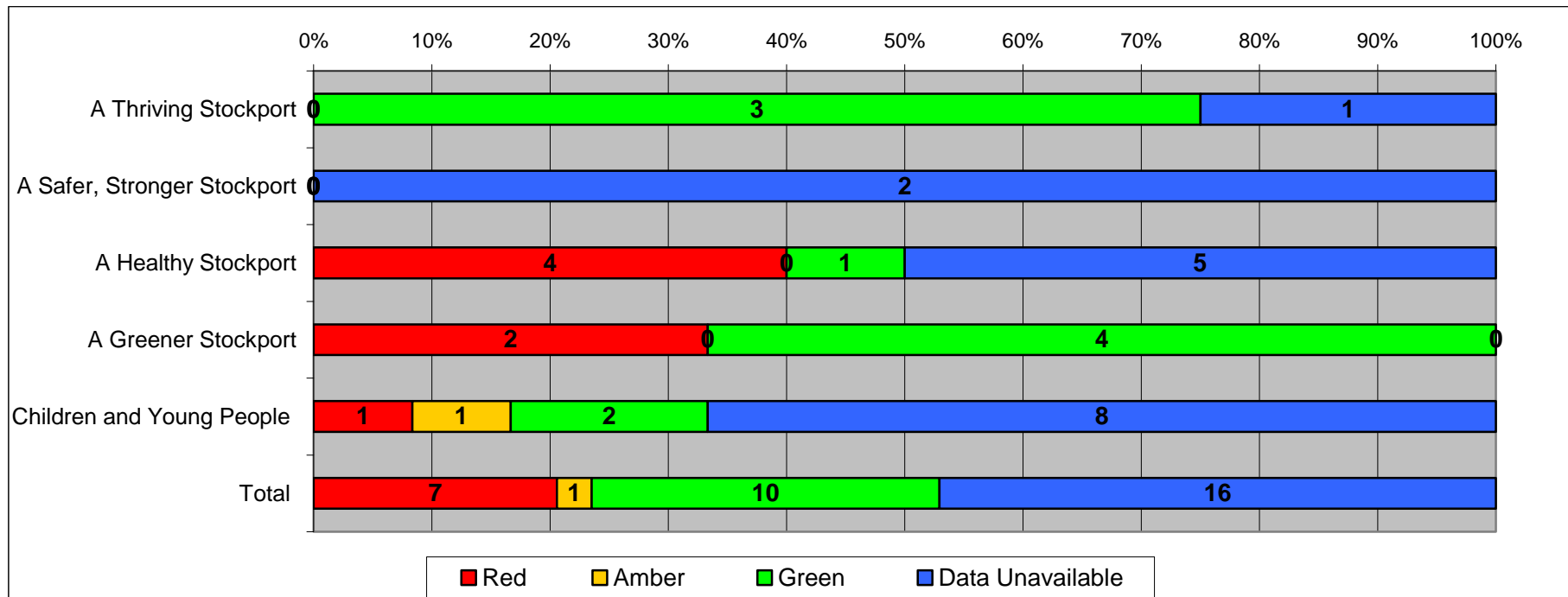


## Designated PI performance in detail

Community Strategy Priority	Red	Amber	Green	Data Unavailable
	Forecast to be off target at the end of 2009/10	Forecast to be off target but within an acceptable tolerance range at the end of 2009/10	Forecast to achieve target at the end of 2009/10	Insufficient data available to forecast end of year performance
A Thriving Stockport	NI 153 Worklessness	None	NI 163 Level 2 Qualifications NI 164 Level 3 Qualifications	None
A Safer, Stronger Stockport	NI 16 Serious Acquisitive Crime	None	NI 5 Area Satisfaction (Borough) NI 5a Area Satisfaction (P1 areas)	NI 15 Serious Violent Crime NI 19 Youth Reoffending NI 21 Satisfaction with Police and Council response to Crime and ASB NI 30 Reoffending rate of prolific and priority offenders
A Healthy Stockport	NI 121 Mortality rate from circulatory diseases	NI 136 Supported independent living	NI 123 Smoking Cessation NI 40 Drug Users in Treatment	NI 32 Repeat incidents of domestic violence
A Greener Stockport	None	None	NI 155 Affordable Homes NI 170 Derelict Land NI 192 Waste Recycling NI 195a Cleanliness (Litter) NI 195b Cleanliness (Detritus) NI 195c Cleanliness (Graffiti) NI 195d Cleanliness (Fly posting) NI 175 Transport Accessibility	NI 186 CO2 Emissions NI 167 Traffic congestion
<i>Children and Young People</i>	NI 62 Looked After Children Placements NI 117 16-19yr old NEET	None	None	NI 112 Under 18 conception rate NI 118 Take up of childcare NI 56 Childhood obesity

## 2.2.2 Summary of Local LAA PI Performance against the Community Strategy Priorities

Community Strategy Priority	Red	Amber	Green	Data Unavailable
	Forecast to be off target at the end of 2009/10	Forecast to be off target but within an acceptable tolerance range at the end of 2009/10	Forecast to achieve target at the end of 2009/10	Insufficient data available to forecast end of year performance
A Thriving Stockport	0	0	3	1
A Safer, Stronger Stockport	0	0	0	2
A Healthy Stockport	4	0	1	5
A Greener Stockport	2	0	4	0
<i>Children and Young People</i>	1	1	2	8
<b>Total</b>	<b>7</b>	<b>1</b>	<b>10</b>	<b>16</b>

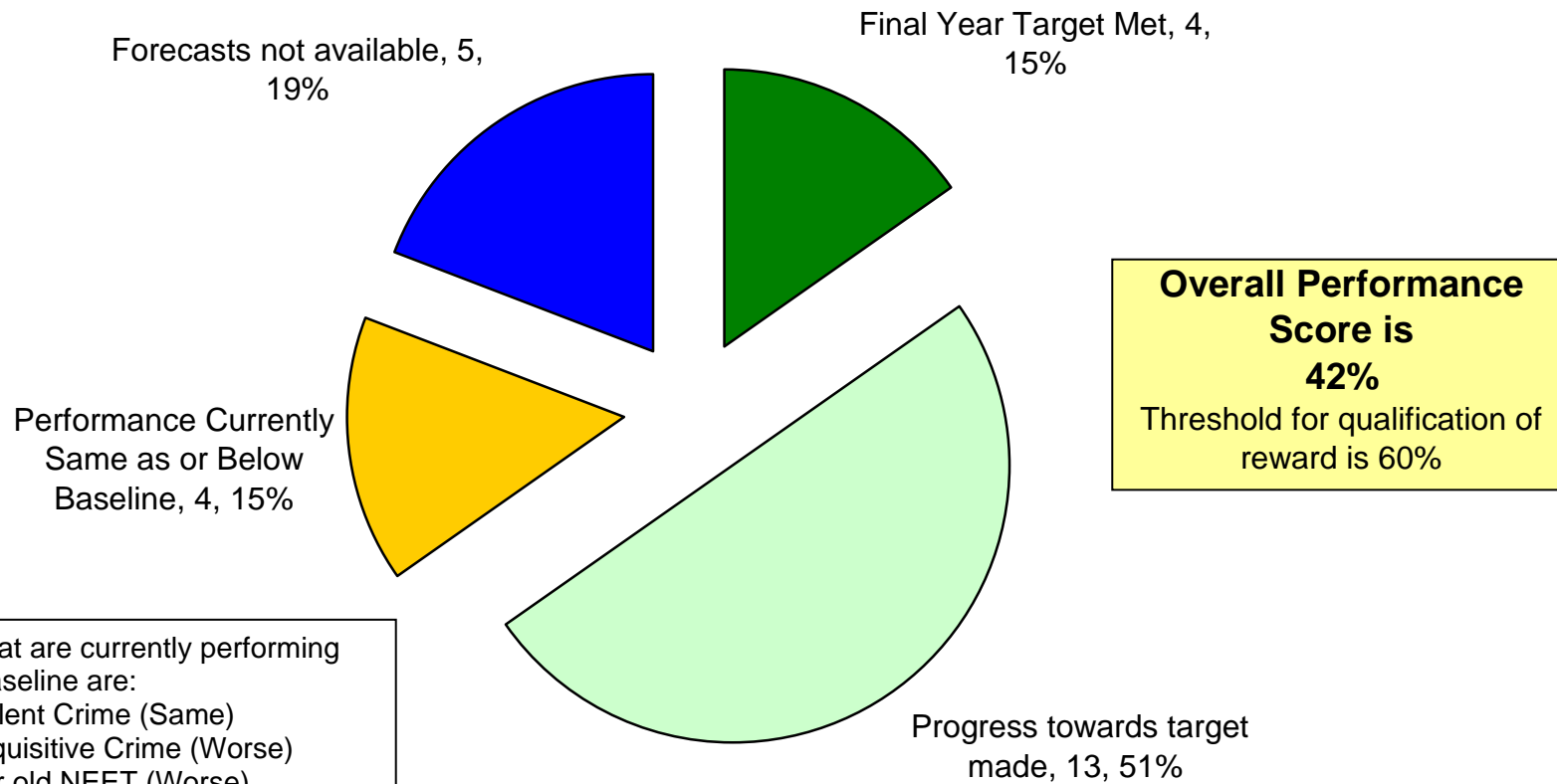


## Local PI performance in detail

Community Strategy Priority	Red	Amber	Green	Data Unavailable
	Forecast to be off target at the end of 2009/10	Forecast to slightly off target	Forecast to achieve target at the end of 2009/10	Insufficient data available to forecast end of year performance or targets have not yet been agreed
A Thriving Stockport	None	None	NI 171 - New business registration rate NI 161 - Level 1 qualifications in literacy NI 162 - Entry level numeracy qualifications	NI 152 Local - Worklessness in the Priority 1 areas
A Safer, Stronger Stockport	None	None	None	NI 10 - Visits to Museums and Galleries NI 35 - Building resilience to violent extremism
A Healthy Stockport	NI 130 - Self Directed Support payments at age 18+ NI 120a - All age all cause mortality rate - Females NI 120b - All age all cause mortality rate - Males NI 122 - Mortality rate from all cancers at ages under 75	None	NI 39 Local - alcohol related harm hospital admissions in most deprived areas	NI 120 Local 2 - All age all cause mortality rate, P1 areas NI 134 - the number of emergency bed days NI 137 - Healthy life expectancy at age 65 NI 138 - Satisfaction of people over 65 with both home and neighbourhood NI 139 - Support for older people to live at home
A Greener Stockport	LGB 2.4 - Hectares of Local Nature Reserves in the Borough LGB 3.1 - Percentage of journeys into the town centre not made by car	None	NI 197 - Improved local biodiversity LGB 2.5 - Satisfaction with parks and green spaces LGB 2.6 - Parks and green spaces reaching Green Flag standard NI 168 - percentage of A roads where structural maintenance should be considered	None
<i>Children and Young People</i>	NI 73 Proxy - P1 area pupil achievement at Level 4 in both English and Maths	NI 102a - Free School Meal pupil attainment gap at KS2 and above	NI 72 Proxy - Early Years Foundation Stage in Brinnington NI 87 Proxy - % absentees in Secondary schools serving the most deprived areas	NI 53 Proxy - Breastfeeding rates in deprived areas NI 71 - Children in care who run away from home overnight NI 75 Proxy - P1 area pupils GCSE attainment NI 80 - Level 3 qualification attainment by age 19 NI 102b - Free School Meal pupil attainment gap at KS2&4 NI 111 Proxy - First time entrants in the youth justice system in P1 areas NI 117 Proxy 1 - NEET young people with learning disabilities or disabilities NI 117 Proxy 2 - NEET young people from P1 areas

## 2.4 Progress against the 2008/11 Performance Reward Grant

### Overview of Progress Towards the 2008/11 LAA Performance Reward Grant based on Q1 09/10 Forecasts



The four indicators that are currently performing the same or below baseline are:

- NI 15 Serious Violent Crime (Same)
- NI 16 Serious Acquisitive Crime (Worse)
- NI 117 16-18 year old NEET (Worse)
- NI 153 Worklessness (Worse)

In order to improve our PRG score we need to address performance in these areas.

### 3. Risks to Delivery

---

Nine areas were identified as having risks to delivery as part of the 2008/09 Annual Partnership Performance Report; this section provides an update on progress to address these risks.

Indicators which remain high risk:

- NI 117 NEET
- NI 153 Worklessness
- NI 16 Serious Acquisitive Crime
- NI 170 Derelict Land

No new data available

- NI 112 Teenage Conception Rates
- NI 186 CO2 emissions

Risk reduced (Indicators now forecasting on target)

- NI 123 Smoking Cessation
- NI 150 Secondary Mental Health Services
- NI 163/3 NVQ level 2 and 3 qualifications

Action to address indicators which remain high risk is detailed below:

#### 1. Children and Young People

<b>NI 117 – The percentage of 16-18 year olds not in education, employment or training</b>
--------------------------------------------------------------------------------------------

<b>Issue affecting performance:</b> despite interventions number of NEET continue to increase.
------------------------------------------------------------------------------------------------

<b>Update:</b>
----------------

Progress is being made in delivering the September Guarantee of an offer of learning to all Yr 11 and Year 12 students (by end July the offer had been met for 87.1% of eligible Year 11s and 77.6% of eligible Year 12). However, in the current economic climate it is recognised that in most cases provision will be via the full-time further education route rather than the work based (Apprenticeship) route
----------------------------------------------------------------------------------------------------------------------------------------------------------------------------------------------------------------------------------------------------------------------------------------------------------------------------------------------------------------------------------------------------------------------

For the older (18 and 19 year old) young person who is long-term NEET there may be opportunities as a result of Stockport - as part of a Greater Manchester Consortium bid - lined up to secure Future Jobs Fund monies to create local jobs for long-term unemployed 18-24 year olds. If detailed negotiations are successful this funding is expected to come on stream in Oct/Nov and will
-----------------------------------------------------------------------------------------------------------------------------------------------------------------------------------------------------------------------------------------------------------------------------------------------------------------------------------------------------------------------------------------------

be led locally by Stockport Council.

Additionally the LSC is conducting a new round of co-financing bids for various strands which have NEET as a central theme, embracing the age range 16-24 and with a focus on supporting vulnerable young people. Approved projects scheduled to start in December.

A potential provider of a significant number of Apprenticeship training opportunities has contacted CYPD with a view to setting up a presentation for the Council and its key partners in mid-August; the offer is directed at young people up to the age of 19.

#### NI 112 Teenage Conception Rates

Issues affecting performance:

- Decrease compared to baseline but still off target
- 18 month time lag on data (latest 2007 cal year)
- Highest rates of teenage conception in Brinnington – problem deeply entrenched

Update:

There has been no new data since the 2008/09 performance was reported in June.

Key priorities for 2009 include:

- \* Developing a more consistent and developed curriculum approach to delivery of Relationships Education for Stockport secondary schools;
- \* A specific prevention programme is planned for Brinnington and the secondary schools attended by young people from Brinnington which is one of the highest rate conception wards;
- \* To increase School Nursing's capacity to support SRE programmes in secondary schools;
- \* To further develop outreach clinics in Stockport Colleges and potentially more Children's Centres as appropriate.

### 3. A Thriving Stockport

#### NI 153 – Worklessness in the worst performing Neighbourhoods

Issues affecting performance:

- Lack of take up from the target population
- Reduced opportunities for employment due to the recession

- Long time lag in data availability (12 months)

**Update:**

Data for NI 153 from November 08 onwards is unavailable at present due to a suspension of the working age client group data series from the DWP.

The decision to suspend the Working Age Client Group series was only made recently. Employment and Support Allowance (ESA) replaced Incapacity Benefit and Income Support paid on the grounds of incapacity for new claims from 27th October 2008 onwards.

The introduction of ESA has affected the client group series and work is currently in progress to embed ESA into the Working Age Client Group. Currently the only available data from November 08 onwards is national totals. It is hoped that the DWP will have ESA included in their stats system by the next update due on 12 Aug. So client group data will again be available.

The following work is planned as part of the Local Economy LAA Delivery Plan:

Engagement

- Development of Learner Lounge in Brinnington
- Recruitment of a Client Engagement Officer
- Development of the Adult Advancement
- Development of Client Engagement initiatives, supporting City Strategy objectives,
- Mapping locations of premises capable of delivering support in priority areas

Enhancing the mainstream offer

- Working with Stepping Hill Hospital to develop volunteer / paid work placement opportunities in Hospital & Council
- Delivery of the Construction ILM project, providing training and paid employment with social housing investment or town centre developments
- Seeking to secure contributions and local employment commitments (e.g. LEPs) from developers
- Development of a providers and agencies forum (part of Adult Advancement Network)
- Working within City Strategy Business Plan / MAA to develop DWP Co-commissioning proposals to enhance contracts tendered e.g. Flexible New Deal

Working with Employers

- Support and development of the HR Managers Forum to share good practice on employment and skills issues
- Awareness raising of support e.g. Train to Gain, LEPs, 'Golden Hello' as part of Strategic Employer Engagement Programme
- Engagement of 35 Local Employment Partnerships employers to participate in Stockport Jobs Fair.

#### 4. A Safer, Stronger Stockport

##### NI 16 Serious Acquisitive Crime

###### Issues affecting performance:

- Impact of the recession
- Recent rise in insecurity burglaries and Bogus Official burglaries
- Increased demand on services from early release of prisoners and cross border offending

###### Serious Acquisitive Crime

- The Partnership has been making considerable efforts to turn performance around on this indicator, but there are still ongoing concerns about the burglary rate.
- Stockport has been identified by the Home Office as an area for extra support on this indicator. The Vigilance Programme will target 35 areas nationally for extra resources and support.
- The partnership has completed an area assessment focusing on People, Places and Products that we are using to tackle this issue. A capital bid has also been submitted to the Home Office to bring in more resources to tackle acquisitive crime and offender management, we hope to hear about the results of this assessment and bids by early August.
- The partnership has also supported a number of 3<sup>rd</sup> Sector providers in bidding for extra resources for target hardening to tackle burglary in Stockport, again, we hope to hear the results of these bids in late summer.

#### 5. A Greener Stockport

##### NI 170 The percentage of derelict land that has been vacant for 5 years or more

###### Issues affecting performance:

- During the current recession development activity has significantly reduced. Schemes across the country have been mothballed and house-builders have been particularly hard-hit as the property market has slumped. Stricter mortgage lending criteria, fewer transactions and falling house prices have resulted in much fewer new dwellings being started and planning permissions going unimplemented, particularly on larger sites. NI 170 performance is directly related to private sector development activity. Less activity can obviously lead to more land being vacant / derelict for 5 years.
- The fall in land values making it difficult for the Council to purchase land as owners are reluctant to sell

Update:

- The Council has also been working in partnership with land owners and developers in drawing up proposals to bring long term vacant sites back into use, such as the housing scheme at the Standard Chemicals site at Cheadle and land at Yew Street, Stockport, where offices have been developed.
- The Council's planning policies focus on re-using Previously Developed Land by restricting greenfield development through Green Belt and urban open space protection policies. Other planning policies such as those for shopping development seek to ensure that vacant premises in existing centres are first considered for development before other out of centre developments are allowed.

#### NI 186 CO2 Emmissions

Issues affecting performance:

- Long time lag on data

Update:

- The 2007 data is expected in September 2009. The reason for the long lag for getting hold of the emissions data is due to the hierarchy of reporting for inventory results.
- The current advice from Defra is to focus on reporting activity, rather than the NI data.
- The latest activity relating to this indicator is the approval of the Climate Change Action Programme in March 2009.

## New and Emerging risks

- **NI 118 Take up of formal childcare by low income families:** There is a risk that the take up of formal childcare will decrease as a result of the economic downturn. Families may revert to informal childcare and utilise relatives and friends. However, there is little evidence of this as yet and it is difficult to evaluate the full impact of the downturn due to the delay in the data.
- **NI 155 Number of Affordable Homes Built:** The Royal Oak Brewery scheme is now not anticipated to complete until 2010/11. As this scheme comprises a total of 51 units and its delay means that achieving target this year may be reliant on the contribution made by the Own Home and Homebuy Direct schemes, which are difficult to project. The continuing depression of the housing market means that section 106 schemes anticipated to complete during this year and next are not on site, though a variety of other schemes are. These include Stockport Homes first development; 17 units for rent at Dorset Avenue. This was the first scheme to be approved by the Homes and Communities Agency where the developer is an Arm's Length Management Organisation. The Harvest Group's new 4 unit scheme at Quantock Close is now being rebuilt following its destruction by an arson attack.

## 4. Recommendations

---

The Stockport Partnership Board is asked to:

- a) Review the current levels of performance.
- b) Note key areas of and responsibility for taking forward corrective action to address any existing or forecasted performance issues.

Further information is available from the Stockport Partnership Team on 474 3176